



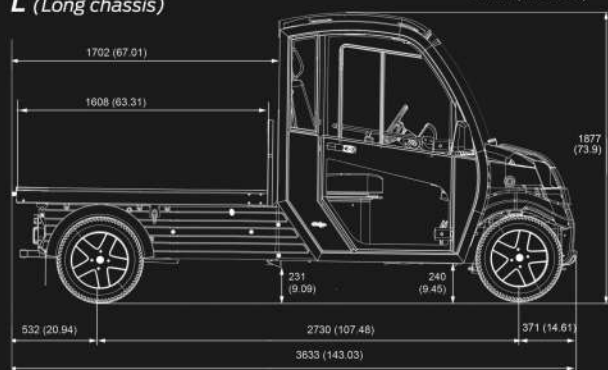
melex® N.50

100 % ELECTRIC STREET LEGAL

DIMENSIONS

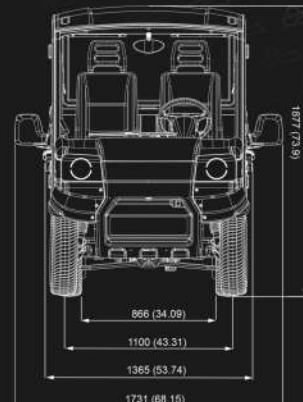
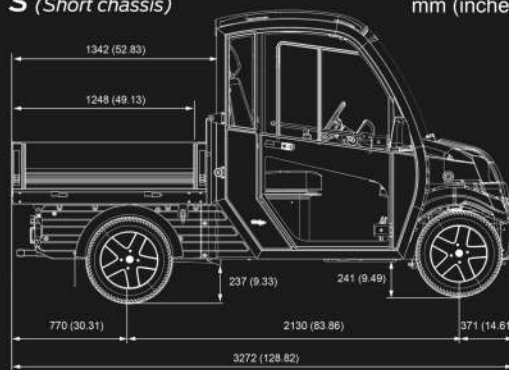
L (Long chassis)

mm (inches)



S (Short chassis)

mm (inches)



SPECIFICATIONS:

Motor 48V

Output rating

Peak power

Motor controller

Battery

Battery capacity

Chassis

Brakes

Tires

Outer turning radius

Mass in running order (excl. battery)

Technically permissible maximum mass

Performance

Top speed

Range (WLTP - combined range)

Operating grade

L (LONG WHEEL BASE)

High Efficiency 3-phase AC Motor

8 kW (10,7 Hp)

14,3 kW (19,2 Hp)

Curtis 350 A

ReLion 200 Ah

10,24 kWh

Hot dip galvanized steel frame

Discs front, drums rear

165/70 R13

4250 mm (13.94 feet)

550 kg (1213 lbs)

1850 kg (4079 lbs)

50 Km/h (31 mph)

73 Km (45 miles)

< 20%

S (SHORT WHEEL BASE)

3400 mm (11.15 feet)

536 kg (1182 lbs)

1350 kg (2976 lbs)

